

Flo Floor



Design: Foster + Partners, 2011



LED light for floor, in varnish coated aluminium and steel.
Its head rotates by 300° for direct lighting, the arm pivots on base by 120°. 6W-LED which you can switch on with one click for full light intensity, with two clicks for half light intensity.

Finishing

Standard

 Black soft touch
cod. 94501ST00

 Matt white
cod. 94502OP00

 Brushed nickel
cod. 9454400

Special

 Matt red
cod. 94503OP00

 Matt yellow
cod. 94505OP00

 Metallic bronze
cod. 94529MT00

 Gunmetal
cod. 9453200

All RAL coating and galvanic finishes available upon request

Light emission

- Light emission: diffuse
- Light direction: downlight
- Light source: led board
- Source flux: 520 lm
- Emitted flux: 370 lm
- Efficacy: 41 lm/W
- CCT: 3000K
- CRI index: >90
- LLMF: 50000 h L70

Electrical Facts

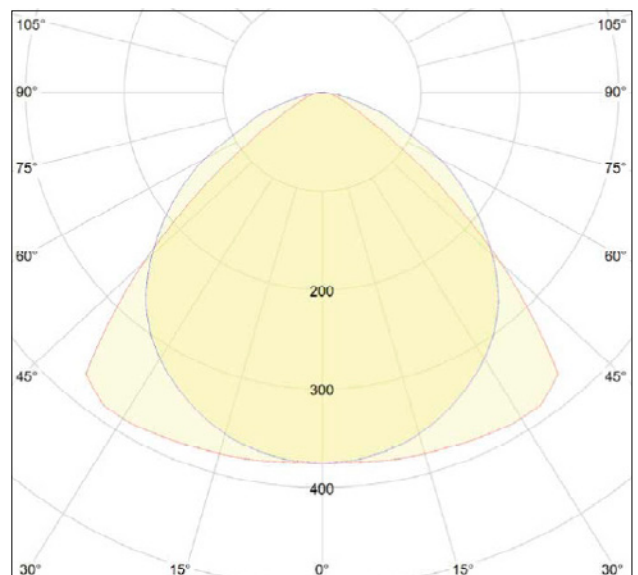
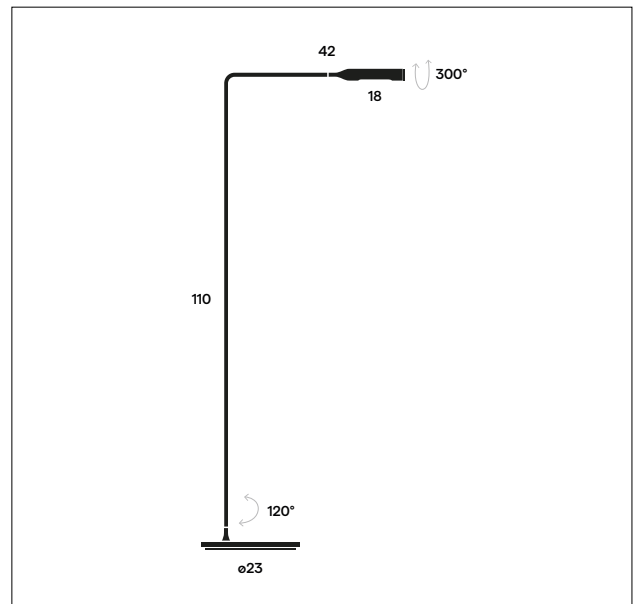
- Source power: 6 W
- Power absorption: 9 W
- Stand-by absorption: < 1 W
- Grid voltage: 100 – 240 V AC / 50-60 Hz
- Power supply: multiplug AC-DC converter provided
- Dimmability: internal push dimmer
- Energy class: A++

Technical data

- Environment: indoor
- Placement: floor
- Net weight: 2,7 Kg
- Certifications: CE
- Suggested ambient T: 25°C
- Maximum ambient T: 40°C
- Insulation class: III
- Protection class: IP20

Packaging
cardboard box
123 x 56 x 8 (cm)
0,053 m³

Gross weight
4,8 Kg



Flo Floor



Design: Foster + Partners, 2011





LED light for floor, in varnish coated aluminium and steel.
Its head rotates by 300° for direct lighting, the arm pivots on base by 120°. 6W-LED which you can switch on with one click for full light intensity, with two clicks for half light intensity.

Finishing

Standard

 Black soft touch
cod. 94501STK27


 Matt white
cod. 94502OPK27


 Brushed nickel
cod. 94544K27

Special

 Matt red
cod. 94503OPK27

 Matt yellow
cod. 94505OPK27

 Metallic bronze
cod. 94529MTK27

 Gunmetal
cod. 94532K27

All RAL coating and galvanic finishes available upon request

Light emission

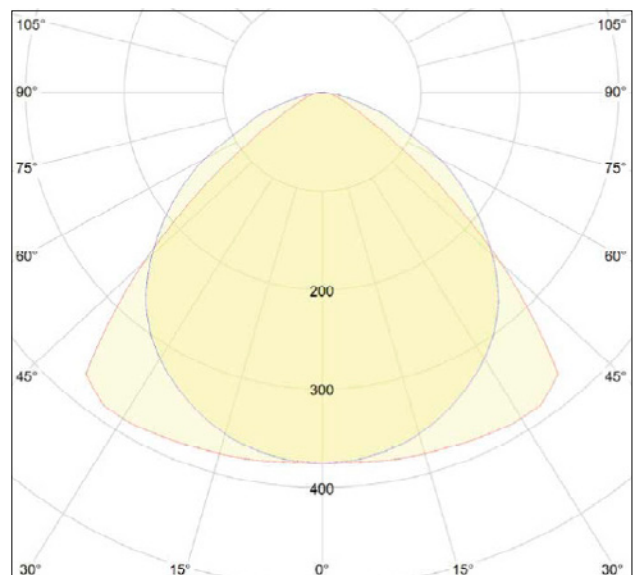
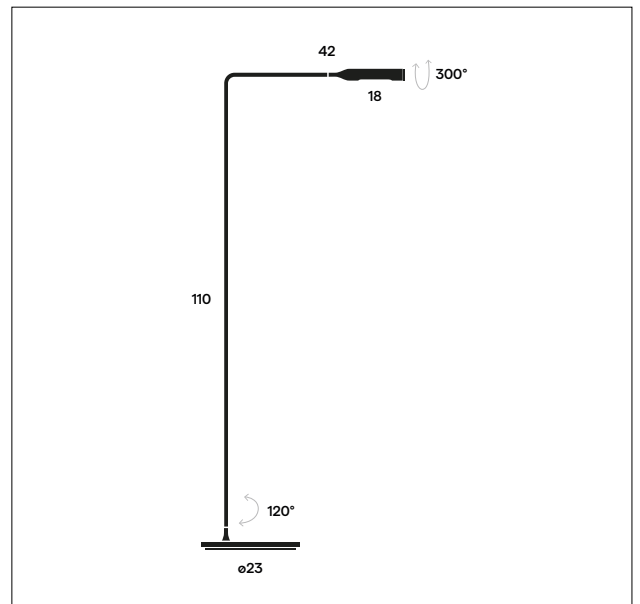
- Light emission: diffuse
- Light direction: downlight
- Light source: led board
- Source flux: 500 lm
- Emitted flux: 355 lm
- Efficacy: 39,4 lm/W
- CCT: 2700K
- CRI index: >90
- LLMF: 50000 h L70

Electrical Facts

- Source power: 6 W
- Power absorption: 9 W
- Stand-by absorption: < 1 W
- Grid voltage: 100 – 240 V AC / 50-60 Hz
- Power supply: multiplug AC-DC converter provided
- Dimmability: internal push dimmer
- Energy class: A++

Technical data

- Environment: indoor
- Placement: floor
- Net weight: 2,7 Kg
- Certifications: CE
- Suggested ambient T: 25°C
- Maximum ambient T: 40°C
- Insulation class: III
- Protection class: IP20



Packaging
cardboard box
123 x 56 x 8 (cm)
0,053 m³

Gross weight
4,8 Kg