



' vol. 1 SOFAS and SEATING SYSTEMS

SOFAS and SEATING ELEMENTS for COMPOSITIONS
Flame-retardant polyurethane foam, polyester fiberfill and memory foam chips on extruded aluminum frame. Feet are die-cast aluminum with powder coat finish. Fabric covers only, belts in leather.

Belt collection covers are removable.

' vol.1 CANAPÉS ET SYSTÈMES DE SIÈGES

CANAPÉS et ÉLÉMENTS D'ASSISE pour COMPOSITIONS

Rembourrages en mousse de polyuréthane ignifugée, fibre polyester et flocons en mousse memory foam. Structure en aluminium extrudé et pieds en aluminium moulé laqué par poudrage.

*Revêtements uniquement en tissu avec ceintures en cuir.
La collection Belt est déhoussable.*

Design Patricia Urquiola - 2016



Recommended fabric hangers

Liasses de tissus conseillées

-Forest Nap
-Melange Nap
-Otto
-Canvas
-Remix
-Recheck

-Uniform
118-Units 1 Naviglio
-Shade

COLOUR SET - ABBINAMENTI

feet colours colori piedi



**NCS S
7010-Y90R**
cacao



Pant. 5463
ink



RAL 3009
oxidored



RAL 7016
anthracite



RAL 7030
stone gray


belt colours colori cinture



cocoa
B0235 Z



ginger
B0198 Z




aubergine
B0208 Z




blush cirè
B0218 Z




rust
B210 Z




steel grey
B0199 Z



storm grey
B0200 Z



lake
B0202 Z




laquer cirè
B0217 Z



red
B0254 Z



rouge
B0206 Z



aubergine
B0208 Z



rust
B0210 Z




zingo
B0221 Z



spice
B0234 Z




rouge
B0206 Z



aubergine
B0208 Z

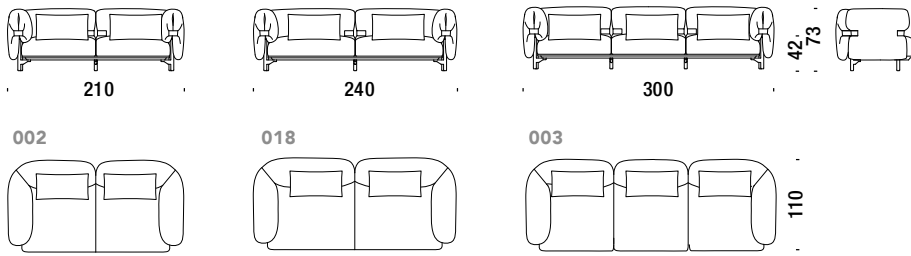


rust
B0210 Z



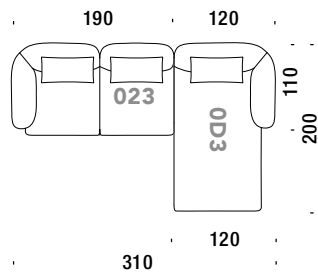
steel grey
B0199 Z

Sofa

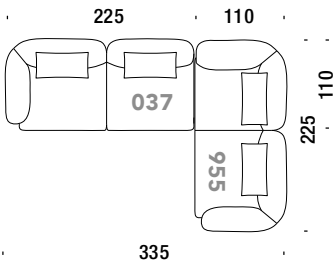


Example of composition

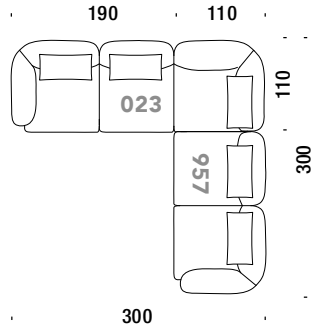
cm. 310x200



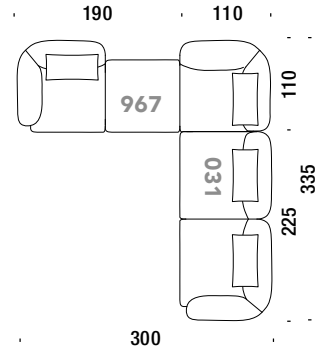
cm. 335x225



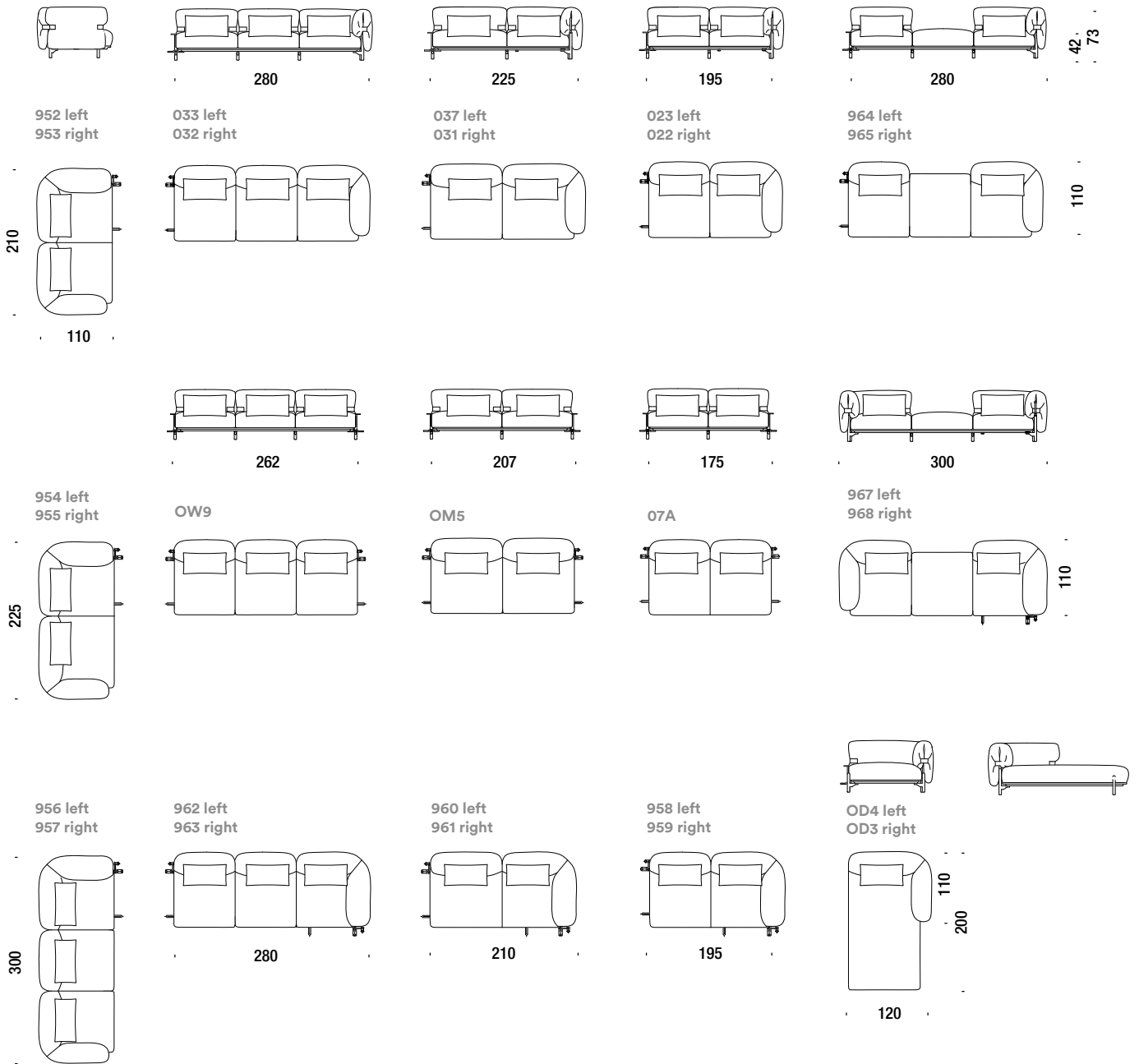
cm. 300x300



cm. 300x335



Element

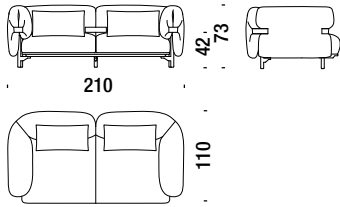


2 seater sofa 210

Canapé 2 places 210

002

11,7 mt. 1,9 m³ 70 Kg



€ €

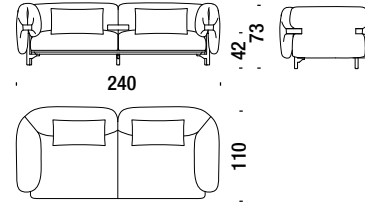
H _____
Q _____
S _____
W _____
Y _____

2 seater sofa major 240

Canapé 2 places major 240

018

12,8 mt. 2,1 m³ 85 Kg



€ €

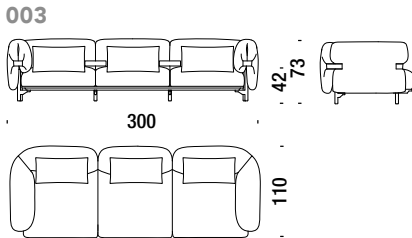
H _____
Q _____
S _____
W _____
Y _____

3 seater sofa 300

Canapé 3 places 300

003

15,7 mt. 2,5 m³ 100 Kg



€ €

H _____
Q _____
S _____
W _____
Y _____

Optional back cushion

Coussin de dossier optionnel

753

0,9 mt. 0,5 Kg



€ €

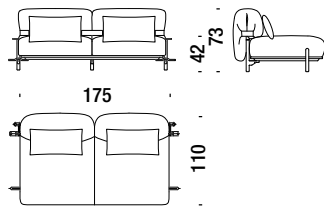
H _____
Q _____
S _____
W _____
Y _____

2 seater central element 175x110

Élément 2 places central 175x110

07A

8,6 mt. 1,5 m³ 50 Kg



€ €

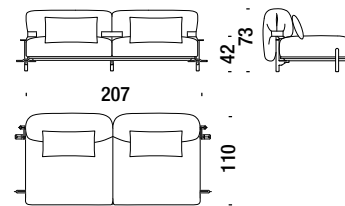
H _____
Q _____
S _____
W _____
Y _____

2 seater central major element 207x110

Élément 2 places major central 207x110

0M5

9,9 mt. 1,8 m³ 65 Kg



€ €

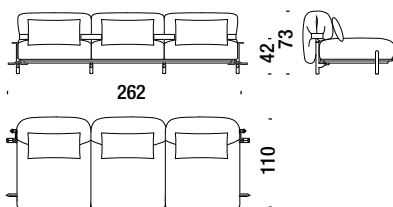
H _____
Q _____
S _____
W _____
Y _____

3 seater central element 262x110

Élément 3 places central 262x110

0W9

12,5 mt. 2,3 m³ 90 Kg



€ €

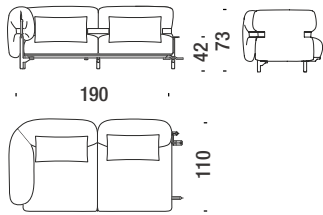
H _____
Q _____
S _____
W _____
Y _____

Lateral 2 seat unit left 190x110

Elément latérale 2 places gauche 190x110

023

11 mt. 1,7 m³ 65 Kg



€ €

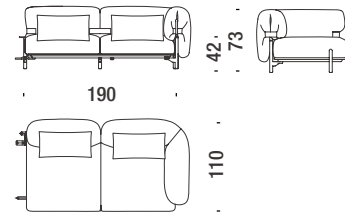
H _____
Q _____
S _____
W _____
Y _____

Lateral 2 seat unit right 190x110

Elément latérale 2 places droit 190x110

022

11 mt. 1,7 m³ 65 Kg



€ €

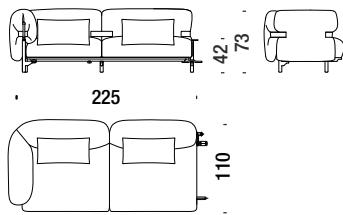
H _____
Q _____
S _____
W _____
Y _____

Lateral 2 seat unit major left 225x110

Elém.2 pl. latérale major gauche 225x110

037

12 mt. 1,9 m³ 80 Kg



€ €

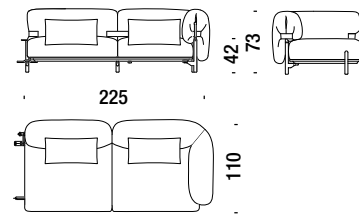
H _____
Q _____
S _____
W _____
Y _____

Lateral 2 seat unit major right 225x110

Elém.2 pl. latérale major droit 225x110

031

12 mt. 1,9 m³ 80 Kg



€ €

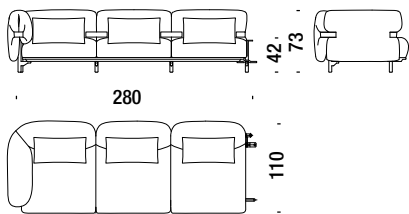
H _____
Q _____
S _____
W _____
Y _____

Lateral 3 seat unit left 280x110

Elément latérale 3 places gauche 280x110

033

15 mt. 2,4 m³ 90 Kg



€ €

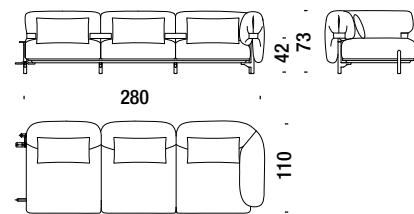
H _____
Q _____
S _____
W _____
Y _____

Lateral 3 seat unit right 280x110

Elément latérale 3 places droit 280x110

032

15 mt. 2,4 m³ 90 Kg



€ €

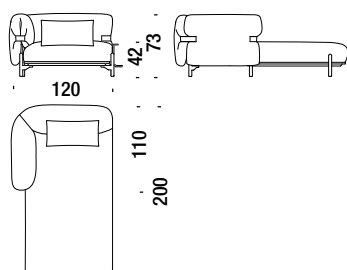
H _____
Q _____
S _____
W _____
Y _____

Chaise Longue left 120x200

Chaise Longue gauche 120x200

0D4

8,5 mt. 1,9 m³ 70 Kg



€ €

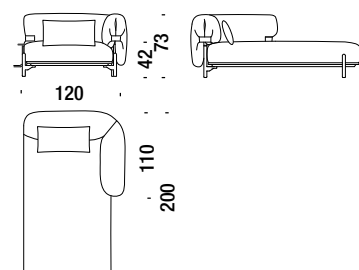
H _____
Q _____
S _____
W _____
Y _____

Chaise Longue right 120x200

Chaise Longue droit 120x200

0D3

8,5 mt. 1,9 m³ 70 Kg



€ €

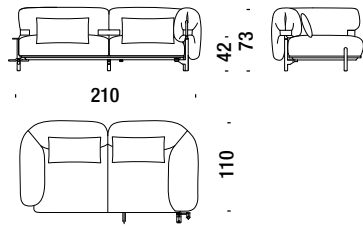
H _____
Q _____
S _____
W _____
Y _____

Left closed corner 2 seat 210x110

Angle fermé 2 places gauche 210x110

952

12 mt. 1,9 m³ 70 Kg



€ €

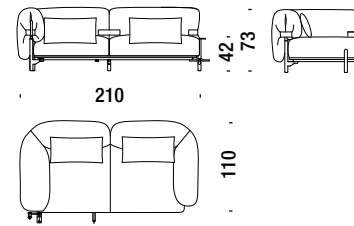
H _____
Q _____
S _____
W _____
Y _____

Right closed corner 2 seat 210x110

Angle fermé 2 places droit 210x110

953

12 mt. 1,9 m³ 70 Kg



€ €

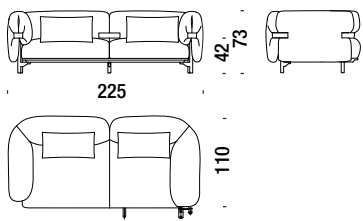
H _____
Q _____
S _____
W _____
Y _____

Left closed corner 2 seat major 225x110

Angle fermé 2 places major gauche 225x110

954

12,5 mt. 1,9 m³ 85 Kg



€ €

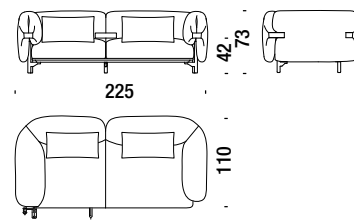
H _____
Q _____
S _____
W _____
Y _____

Right closed corner 2 seat major 225x110

Angle fermé 2 places major droit 225x110

955

12,5 mt. 1,9 m³ 85 Kg



€ €

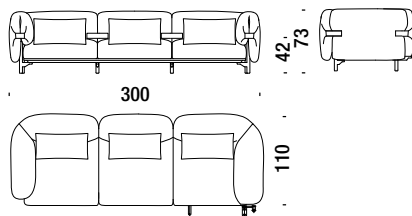
H _____
Q _____
S _____
W _____
Y _____

Left closed corner 3 seat 300x110

Angle fermé 3 places gauche 300x110

956

16 mt. 2,5 m³ 100 Kg



€ €

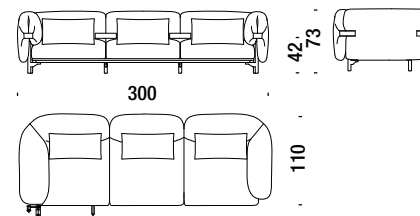
H _____
Q _____
S _____
W _____
Y _____

Right closed corner 3 seat 300x110

Angle fermé 3 places droit 300x110

957

16 mt. 2,5 m³ 100 Kg



€ €

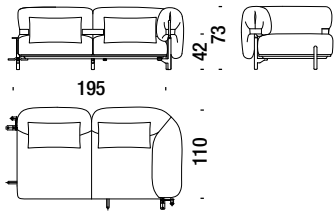
H _____
Q _____
S _____
W _____
Y _____

Left open corner 2 seat 195x110

Angle ouvert 2 places gauche 195x110

958

11 mt. 1,7 m³ 80 Kg



€ €

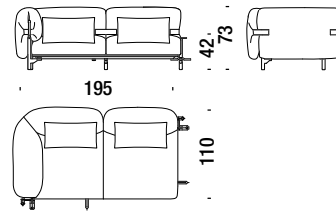
H _____
Q _____
S _____
W _____
Y _____

Right open corner 2 seat 195x110

Angle ouvert 2 places droit 195x110

959

11 mt. 1,7 m³ 80 Kg



€ €

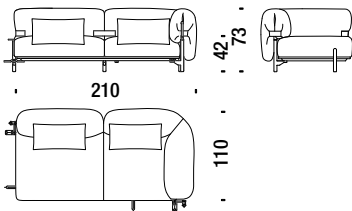
H _____
Q _____
S _____
W _____
Y _____

Left open corner 2 seat major 210x110

Angle ouvert 2 places major gauche 210x110

960

12 mt. 1,8 m³ 85 Kg



€ €

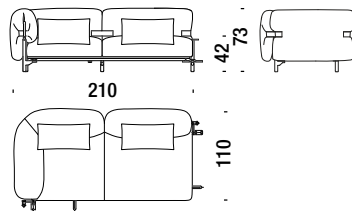
H _____
Q _____
S _____
W _____
Y _____

Right open corner 2 seat major 210x110

Angle ouvert 2 places major droit 210x110

961

12 mt. 1,8 m³ 85 Kg



€ €

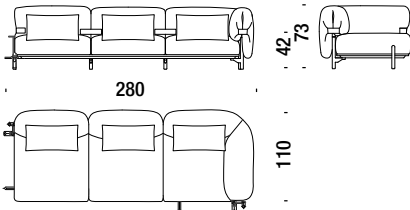
H _____
Q _____
S _____
W _____
Y _____

Left open corner 3 seat 280x110

Angle ouvert 3 places gauche 280x110

962

15 mt. 2,4 m³ 90 Kg



€ €

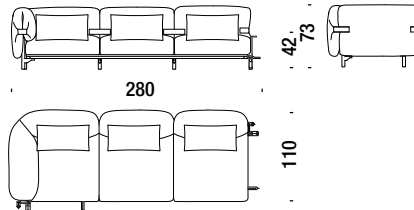
H _____
Q _____
S _____
W _____
Y _____

Right open corner 3 seat 280x110

Angle ouvert 3 places droit 280x110

963

15 mt. 2,4 m³ 90 Kg



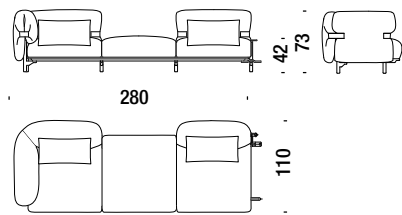
€ €

H _____
Q _____
S _____
W _____
Y _____

Lateral 3 seat left without backrest 280x110

Elément latérale 3 places gauche sans dos 280x110 964

12,1 mt. 2,4 m³ 85 Kg



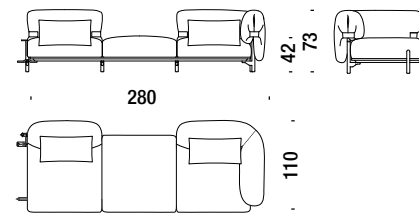
€ €

H _____
 Q _____
 S _____
 W _____
 Y _____

Lateral 3 seat right without backrest 280x110

Elément latérale 3 places droit sans dos 280x110 965

12,1 mt. 2,4 m³ 85 Kg



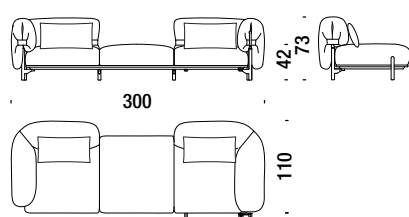
€ €

H _____
 Q _____
 S _____
 W _____
 Y _____

Left closed corner 3 seat without backrest 300x110

Angle fermé 3 places gauche sans dos 300x110 967

13,8 mt. 2,5 m³ 95 Kg



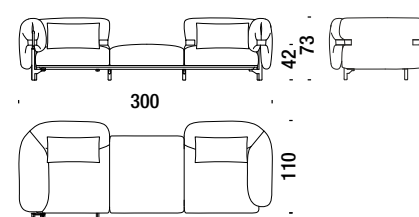
€ €

H _____
 Q _____
 S _____
 W _____
 Y _____

Right clos.corner 3 seat without backrest 300x110

Angle fermé 3 places droit sans dos 300x110 968

13,8 mt. 2,5 m³ 95 Kg



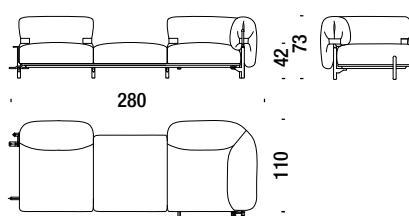
€ €

H _____
 Q _____
 S _____
 W _____
 Y _____

Left open corner 3 seat without backrest 280x110

Angle ouvert 3 places gauche sans dos 280x110 969

12,7 mt. 2,4 m³ 85 Kg



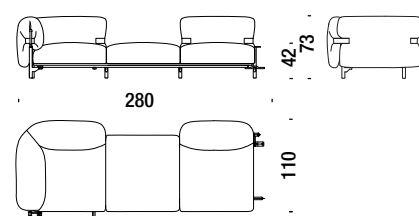
€ €

H _____
 Q _____
 S _____
 W _____
 Y _____

Right open corner 3 seat without backrest 280x110

Angle ouvert 3 places droit sans dos 280x110 970

12,7 mt. 2,4 m³ 85 Kg



€ €

H _____
 Q _____
 S _____
 W _____
 Y _____